

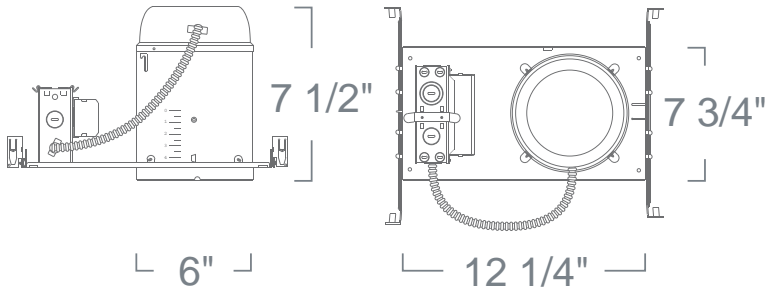


Type :

Project :

Catalog # :

## LH276IC - IC HOUSING 1-LAMP (ELECTRONIC) 6" COMPACT FLUORESCENT HOUSINGS



This housing is now available as ENERGY STAR, please consult factory for more info.

FEATURE(S):



### SPECIFICATION

Ceiling cut-out: 6 1/2"

CFL DTT/TTT

**Application:** General purpose recessed downlight housing for medium to high ceilings for residential and light commercial applications. A variety of trims, compatible styles and finishes are available to achieve the proper décor and illumination.

**Housing:** Pre-wired .037" aluminum housing adjusts up to 1 1/2" ceiling thickness. Trim is secured with torsion wing springs/standard coil springs.

**Mounting:** Housing suitable for new construction installations only, supplied with (2) 24" adjustable hanger bars with 90 degrees repositioning ability. Hanger bars equipped with nail-less install 3/4" serrated barbed studs and with captive nails, for faster and easier secure mounting in wood joists. Set-screws lock into position and prevent shifting after installation. Earthquake structural cable compatible for drop panel ceiling or any other mounting that requires direct support from structural ceilings.

**Ballast:** Electronic Class P 60Hz Ballast with Inherent thermal protection. For Double Twin Tube (DTT) or Triple Twin Tube Lamps (TTT). Sound A rated. Micro-Processor controlled. Min. starting temperature -10°C. Accessible from above or below the ceiling. Contact factory for detailed technical information on ballast specifications. Note: For dimming applications must use compatible dimmer switch. Consult specific ballast manufacturer for up-to-date compatibility list.

**Socket:** Thermo-plastic socket UL Listed rated for high temperature and provides nickel plated contacts. Either accepts 2-Pin lamps for use with magnetic ballast or 4-Pin lamps with electronic ballast selection. Vertically adjustable galvanized steel plate enables lamp repositioning to optimize performance.

**Junction Box:** 16 gauge pre-wired galvanized steel Junction Box, 32 cubic-inch for a maximum of (8) #12 AWG wires. Furnished with (7) 3/4" and (4) Romex knock-outs. Strain clamps to install or remove covers for easy access and ground wire. Equipped with safety standard fitting for flex-conduit.










**Airflow:** Airtight option is designed to restrict air flow from room into plenums in compliance to the WSEC - Washington State Energy Code, (Less than 2.0 CFM -Cubic Feet per Minute). Complies to Title24 air flow requirements (Air-tight).

**Safety Labels:** UL/CUL listed for through-branch wiring (8) No.12 AWG 90°C and suitable for damp locations. NYC approved: Calendar #41937.

**Emergency Option:** Emergency back-up operates one lamp for a minimum of 90 minutes at 750 Lumens in case of power outage. Unit is remotely mounted. It includes battery, charger, and test switch with indicator light. Consult Factory for 1300 Lumen Package.

**Label:** U.L. Listed, E.T.L. Listed

### COMPATIBILITY

 <b>LRM330</b> METAL BAFFLE WITH GASKET	 <b>LRM330W-GU24</b> METAL BAFFLE WITH GASKET W/ SOCKET MOUNT	 <b>LR13</b> SHOWER TRIM W/ FRESNEL LENS
 <b>LR14</b> SHOWER TRIM W/ FROSTED GLASS DOME	 <b>LR16</b> SHOWER TRIM W/ OPAL LENS	 <b>LR366</b> GLASS DOME W/ BAFFLE
 <b>LR370</b> DECO GLASS OPEN CONE	 <b>LR377</b> FROSTED GLASS DOME W/ REFLECTOR	 <b>LR380</b> DECO GLASS RING-SHAPED
 <b>LR449</b> DECO GLASS OPEN DOME REFLECTOR	 <b>LR470</b> DECO GLASS OPEN DOME BAFFLE	 <b>LR99S</b> REFLECTOR (CONE)
 <b>LRA42</b> PRISMATIC GLASS LENS W/ REFLECTOR	 <b>LRA43</b> PRISMATIC GLASS LENS W/ BAFFLE	 <b>LRM30</b> METAL BAFFLE 30

Please see website for more compatible items.

Note: Wattage limitations on compatible items must be met.

### ORDERING

ORDERING EXAMPLE : LH276ICA-26E

LH276IC	WATTAGE	BALLAST*	OPTION
<b>LH276IC</b>	<b>-13</b> :13W	<b>UD</b> :0-10V Dimming (120V/277V)	<b>Blank:</b> None
	<b>A-18</b> :18W Airtight	<b>E</b> :Electronic (120V)	<b>-EM</b> :Emergency
	<b>A-26</b> :26W Airtight	<b>-120D</b> :2-Wire Dimming (120V)*	<b>-FS</b> :Fuse
	<b>A-32</b> :32W Airtight	<b>E-27</b> :120V/277V	
	<b>A-2642</b> :26W/32W/42W		
	<b>-42</b> :42W		

\* 120D option dimmable with most incandescent or Powerline dimmers. Not available for 13W or 18W.