

LH7 - STANDARD HOUSING

6" LINE VOLTAGE HOUSINGS

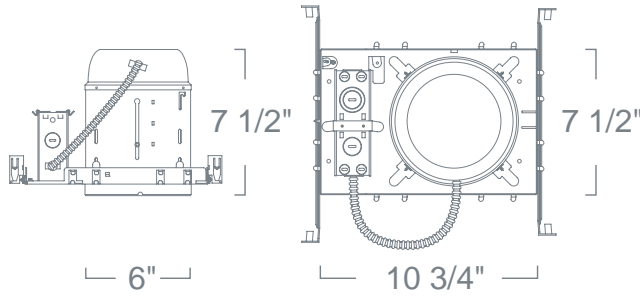


PROJECT INFORMATION

Type :

Project :

Catalog # :



Standard: 75W PAR30/R30, 150W PAR38, 50W PAR16/PAR20, 100W A19
IC: 75W R30/PAR30, 40W A19, 50W PAR16/R20/PAR20

FEATURE(S): 



SPECIFICATION

Ceiling cut-out: 6 1/2"

120V 150W Max R30/PAR30/PAR38/A19 MED E26

Application: General purpose recessed downlight housing for medium to high ceilings for residential and light commercial applications. A variety of trims, compatible styles and finishes are available to achieve the proper décor and illumination.

Housing: Pre-wired housing adjusts up to a 1 1/2" ceiling thickness. Integral thermal protector to guard against improper lamping and installation. Housing provides an adjustable socket plate which allows for use of different lamp types. Trim is secured with torsion wing springs/standard coil springs or serrated clips.

Mounting: Housing suitable for new construction installations only, supplied with (2) 24" adjustable hanger bars with 90 degrees repositioning ability. Hanger bars equipped with nail-less install 3/4" serrated barbed studs and with captive nails, for faster and easier secure mounting in wood joists. Set-screws lock into position and prevent shifting after installation. Earthquake structural cable compatible for drop panel ceiling or any other mounting that requires direct support from structural ceilings.

Socket: Standard porcelain medium screw base socket with high temperature leads.

Junction Box: 16 gauge pre-wired galvanized steel Junction Box, 32 cubic-inch for a maximum of (8) #12 AWG wires. Furnished with (7) 3/4" and (4) Romex knock-outs. Strain clamps to install or remove covers for easy access and ground wire. Equipped with safety standard fitting for flex-conduit.








Insulation Contact: Non IC rated housing must be kept 3" from insulation.

Airflow: Airtight option is designed to restrict air flow from room into plenums in compliance to the WSEC - Washington State Energy Code, (Less than 2.0 CFM -Cubic Feet per Minute). Complies to Title24 air flow requirements (Air-tight).

Safety Labels: UL/CUL listed for through-branch wiring (8) No.12 AWG 90°C and suitable for damp locations. NYC approved: Calendar #41937.

Label: U.L. Listed

COMPATIBILITY

 LKDC312 12 X DIMMABLE PUCK LIGHT DRIVER	 LR12 SHOWER TRIM W/ ALBALITE LENS	 LR13 SHOWER TRIM W/ FRESNEL LENS
 LR17 ADJUSTABLE EYEBALL W/ BAFFLE	 LR30 OPEN TRIM	 LR330 GIMBAL RING
 LR376 ADJUSTABLE BAFFLE	 LR377 FROSTED GLASS DOME W/ REFLECTOR	 LR38 REGRESSED EYEBALL W/ BAFFLE
 LR383 DECO GLASS BAFFLE	 LR419 REGRESSED EYEBALL W/ REFLECTOR	 LR449 DECO GLASS OPEN DOME REFLECTOR
 LR45 WALL WASH W/ BAFFLE	 LR478 ADJUSTABLE REFLECTOR	 LRA43 PRISMATIC GLASS LENS W/ BAFFLE

Please see website for more compatible items.
Note: Wattage limitations on compatible items must be met.

ORDERING

ORDERING EXAMPLE : LH7A

LH7	RATING
LH7	Blank: Standard
	A : Airtight
	IC : IC
	ICA : IC-Airtight